

Student Survey (Middle and High)_021119

run on 06/06/2019



surveys





Report Filters

School:

N/A

Race:

N/A

Grade:

N/A

Gender:

N/A

Ethnicity:

N/A

Tag:

N/A



AdvancED Certified Content

Report Summary

Overall Score: 3.49

Network Average: 3.64

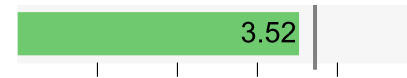


By Survey Section

Section Score | Network Average

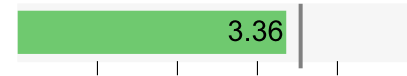
Purpose and Direction: 3.52

Network Average: 3.72



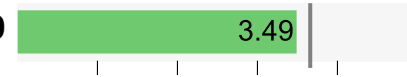
Governance and Leadership: 3.36

Network Average: 3.54



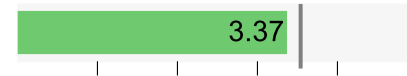
Teaching and Assessing for Learning: 3.49

Network Average: 3.66



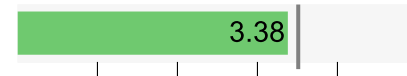
Resources and Support Systems: 3.37

Network Average: 3.54



Using Results for Continuous Improvement: 3.38

Network Average: 3.51



AdvancED Certified Content

Highest Scoring Items

E1: My school gives me multiple assessments to check my understanding of what was taught.



E11: All of my teachers use tests, projects, presentations, and portfolios to check my understanding of what was taught.



C1: In my school, programs and services are available to help me succeed.



D3: In my school, the principal and teachers have high expectations of me.



E2: My school provides me with challenging curriculum and learning experiences.

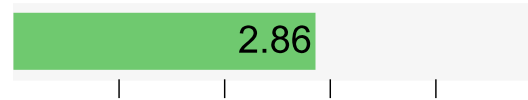




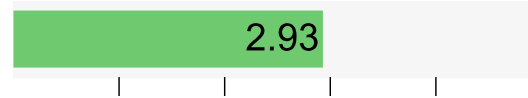
AdvancED Certified Content

Lowest Scoring Items

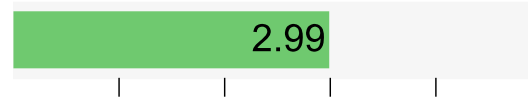
F2: In my school, students respect the property of others.



D2: In my school, students treat adults with respect.



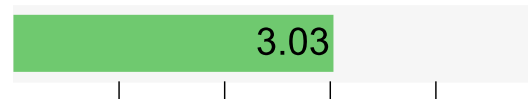
C4: In my school, all students are treated with respect.



F5: In my school, students help each other even if they are not friends.



E9: All of my teachers change their teaching to meet my learning needs.





AdvancED Certified Content

Demographics

Number of Responses | Percentages of Total Responses

1. Gender

Male 26,644 50%

Female 26,262 50%

52906 respondents

2. Race

American Indian or Alaska Native 1%

Asian 36 4%

Black or African American 19,330 38%

Native Hawaiian or Other Pacific Islander 1%

White 18,961 38%

Two or more races 8,800 17%

50359 respondents

3. Ethnicity

Hispanic	20,343	42%
Not Hispanic or Latino	28,669	58%

49012 respondents

4. Grade

6th grade	10,125	18%
7th grade	8,109	15%
8th grade	9,088	17%
9th grade	8,532	16%
10th grade	7,903	14%
11th grade	5,733	10%
12th grade	5,350	10%

54840 respondents

C. Purpose and Direction

Section score: 3.52 Network average: 3.72

	Strongly Agree	Agree	Neutral	Disagree	Strongly Disagree	Not Applicable
	5	4	3	2	1	
	Number of Responses					
	Percentage of Total Responses					
1. In my school, programs and services are available to help me succeed.	10404	24887	13904	2056	1356	773
	19%	47%	26%	4%	3%	1%
	53376 respondents					
2. In my school, the purpose and expectations are clearly explained to me and my family.	9222	22922	15246	3635	1639	716
	17%	43%	29%	7%	3%	1%
	53376 respondents					
3. In my school, a high quality education is offered.	10529	21623	15221	3451	1831	725
	20%	41%	29%	6%	3%	1%
	53376 respondents					
4. In my school, all students are treated with respect.	4865	11401	17901	9955	7572	1686

	9%	21%	34%	19%	14%	3%
	53376 respondents					
5. In my school, teachers work together to improve student learning.	8788	19380	17599	4422	2231	960
	16%	36%	33%	8%	4%	2%
	53376 respondents					

D. Governance and Leadership

Section score: 3.36 Network average: 3.54

	Strongly Agree	Agree	Neutral	Disagree	Strongly Disagree	Not Applicable
	5	4	3	2	1	
	Number of Responses					
	Percentage of Total Responses					
1. In my school, rules are applied equally to all students.	9756	18173	13205	6809	4070	973
	18%	34%	25%	13%	8%	2%
	52984 respondents					
2. In my school, students treat adults with respect.	3840	10328	19780	10159	7340	1539
	7%	19%	37%	19%	14%	3%
	52984 respondents					
3. In my school, the principal and teachers have high expectations of me.	12123	21762	14301	2243	1515	1042
	23%	41%	27%	4%	3%	2%
	52984 respondents					

E. Teaching and Assessing for Learning

Section score: 3.49 Network average: 3.66

	Strongly Agree	Agree	Neutral	Disagree	Strongly Disagree	Not Applicable
	5	4	3	2	1	
	Number of Responses					
	Percentage of Total Responses					
1. My school gives me multiple assessments to check my understanding of what was taught.	11681	23319	12003	2404	1389	648
	23%	45%	23%	5%	3%	1%
	51441 respondents					
2. My school provides me with challenging curriculum and learning experiences.	10210	23550	13422	2344	1281	637
	20%	46%	26%	5%	2%	1%
	51442 respondents					
3. My school prepares me to deal with issues I may face in the future.	6972	15803	15993	6941	4718	1017
	14%	31%	31%	13%	9%	2%
	51442 respondents					
4. My school motivates me to learn new things.	6982	17021	17222	5803	3453	963
	14%	33%	33%	11%	7%	2%
	51442 respondents					
5. My school offers opportunities for my family to become involved in school activities and my learning.	6493	18225	17043	5790	2720	1173
	13%	35%	33%	11%	5%	2%
	51442 respondents					

6. My school makes sure there is at least one adult who knows me well and shows interest in my education and future.	7493	15193	14921	7652	4701	1484
	15%	30%	29%	15%	9%	3%
51442 respondents						
7. My school provides learning services for me according to my needs.	6936	20263	16282	4484	2381	1098
	13%	39%	32%	9%	5%	2%
51442 respondents						
8. All of my teachers use a variety of teaching methods and learning activities to help me develop the skills I will need to succeed.	9061	21045	14099	4119	2312	808
	18%	41%	27%	8%	4%	2%
51443 respondents						
9. All of my teachers change their teaching to meet my learning needs.	4545	11636	17816	10503	5612	1332
	9%	23%	35%	20%	11%	3%
51443 respondents						
10. All of my teachers explain their expectations for learning and behavior so I can be successful.	9037	22559	14279	2989	1764	816
	18%	44%	28%	6%	3%	2%
51443 respondents						
11. All of my teachers use tests, projects, presentations, and portfolios to check my understanding of what was taught.	12278	22353	11839	2675	1504	795
	24%	43%	23%	5%	3%	2%
51443 respondents						
12. All of my teachers provide me with information about my learning and grades.	8816	22299	14254	3550	1769	756
	17%	43%	28%	7%	3%	1%
51443 respondents						
13. All of my teachers keep my family informed of my academic progress.	6810	15486	17146	7104	3616	1282
	13%	30%	33%	14%	7%	2%
51443 respondents						

	7876	18610	15156	4913	3670	1219
14. All of my teachers fairly grade and evaluate my work.	15%	36%	29%	10%	7%	2%
	51443 respondents					

F. Resources and Support Systems

Section score: 3.37 Network average: 3.54

	Strongly Agree	Agree	Neutral	Disagree	Strongly Disagree	Not Applicable
	5	4	3	2	1	
	Number of Responses					
	Percentage of Total Responses					
1. In my school, the building and grounds are safe, clean, and provide a healthy place for learning.	5781	13575	15876	7367	6407	1648
	11%	27%	31%	15%	13%	3%
	50652 respondents					
2. In my school, students respect the property of others.	3525	10002	16424	10586	8262	1855
	7%	20%	32%	21%	16%	4%
	50652 respondents					
3. In my school, a variety of resources are available to help me succeed (e.g., teaching staff, technology, media center).	9642	22521	13814	2204	1638	835
	19%	44%	27%	4%	3%	2%
	50652 respondents					
4. In my school, computers are up-to-date and used by teachers to help me learn.	8942	20411	14003	3604	2673	1021
	18%	40%	28%	7%	5%	2%
	50652 respondents					
5. In my school, students help each other even if they are not friends.	4188	11739	17120	8103	7552	1952
	8%	23%	34%	16%	15%	4%
	50652 respondents					
6. In my school, I can participate in activities that interest me.	10268	22152	12535	2711	1990	998

7. In my school, I have access to counseling, career planning, and other programs to help me in school.

	20%	44%	25%	5%	4%	2%
50652 respondents						
	9431	21262	13855	2811	2009	1286
50652 respondents	19%	42%	27%	6%	4%	3%

G. Using Results for Continuous Improvement

Section score: 3.38 Network average: 3.51

	Strongly Agree	Agree	Neutral	Disagree	Strongly Disagree	Not Applicable
	5	4	3	2	1	
	Number of Responses					
	Percentage of Total Responses					
1. My school shares information about school success with my family and community members.	6011	16258	17735	6010	2943	1386
	12%	32%	35%	12%	6%	3%
	50339 respondents					
2. My school considers students' opinions when planning ways to improve the school.	5019	14013	17195	6922	5566	1628
	10%	28%	34%	14%	11%	3%
	50339 respondents					
3. My school prepares me for success in the next school year.	9528	20957	14159	2536	2178	985
	19%	42%	28%	5%	4%	2%
	50339 respondents					

H. Open-Ended Questions

1. What do you like best about your school?
2. What do you like least about your school?
3. What is one suggestion you would like to offer to improve your school?



Appendix

Schools

Broward County Public Schools
Liberty Elementary School
Larkdale Elementary School
Park Ridge Elementary School
Plantation Elementary School
Norcrest Elementary School
Driftwood Middle School
Pompano Beach Elementary School
Nova Middle School
Fairway Elementary School
Lanier-James Education Center
Pine Ridge Education Center
College Academy at Broward College
Westglades Middle School
Coral Cove Elementary School
Charles Drew Elementary Magnet School
Northeast High School
Banyan Elementary School
Hollywood Hills Elementary School
Stoneman Douglas High School
Country Isles Elementary School
Sunset Lakes Elementary School
Deerfield Beach Elementary School
Orange Brook Elementary School
Dave Thomas Education Center
Piper High School
Coral Springs Middle School
Apollo Middle School
Pompano Beach High School
Crystal Lake Middle School
Plantation Middle School

Boulevard Heights Elementary School
Wilton Manors Elementary School
Eagle Ridge Elementary School
Hollywood Park Elementary School
Monarch High School
Country Hills Elementary School
Cypress Elementary School
Atlantic Technical College & Technical High School
James S. Hunt Elementary School
Nob Hill Elementary School
Ramblewood Middle School
Tradewinds Elementary School
Coconut Creek High School
South Plantation High School
Sheridan Technical High School
Coral Glades High School
Pompano Beach Middle School
Ramblewood Elementary School
Nova Dwight D. Eisenhower Elementary School
Miramar Elementary School
Western High School
Plantation High School
Collins Elementary School
Plantation Park Elementary School
Cypress Bay High School
Indian Ridge Middle School
Attucks Middle School
Rickards Middle School
Whiddon-Rogers Education Center
Atlantic West Elementary School
Hollywood Central Elementary School
North Side Elementary School
Margate Middle School
Sawgrass Elementary School
Meadowbrook Elementary School
Bair Middle School
Nova High School
Glades Middle School
Coral Springs High School
Walter C. Young Middle School
South Broward High School
Seagull Alternative High School
Cypress Run Education Center

Indian Trace Elementary School
Walker Elementary School
New Renaissance Middle School
Parkside Elementary School
William T. McFatter Technical College
Pinewood Elementary School
Silver Lakes Middle School
Lyons Creek Middle School
McNab Elementary School
Millennium Middle School
Cooper City High School
Panther Run Elementary School
Margate Elementary School
Riverglades Elementary School
New River Middle School
North Lauderdale Elementary School
Martin Luther King Elementary School
J. P. Taravella High School
William Dandy Middle School
Nova Blanche Forman Elementary School
Broward Estates Elementary School
Winston Park Elementary School
McNicol Middle School
Coral Park Elementary School
Bennett Elementary School
Gator Run Elementary School
Lauderdale Lakes Middle School
Oriole Elementary School
Cross Creek School
Henry D. Perry Educational Center
Deerfield Park Elementary School
McArthur High School
Pioneer Middle School
Whispering Pines School
Charles W. Flanagan High School
Fort Lauderdale High School
Blanche Ely High School
Sawgrass Springs Middle School
Stranahan High School
Cooper City Elementary School
Olsen Middle School
Seminole Middle School
Manatee Bay Elementary School

Hollywood Hills High School
Deerfield Beach Middle School
Parkway Middle School of the Arts
Everglades Elementary School
Boyd H. Anderson High School
Gulfstream Academy of Hallandale Beach
Central Park Elementary School
Coconut Creek Elementary School
Lauderhill 6-12
Broward Virtual Education
Deerfield Beach High School
Dillard Elementary School
Challenger Elementary School
Hallandale All Magnet High School
Falcon Cove Middle School
Westwood Heights Elementary School
Tequesta Trace Middle School
Miramar High School
Annabel C. Perry Elementary School
Sunrise Middle School
Westpine Middle School
Pines Middle School
North Fork Elementary School
Forest Glen Middle School
Everglades High School
Forest Hills Elementary School
Dillard High School
Lauderhill Paul Turner Elementary School
Coral Springs Elementary School
Silver Trail Middle School
West Broward High School
Heron Heights Elementary School
Beachside Montessori Village Elementary